

Indira Gandhi Govt. PG College, Vaishali Nagar, Bhilai

STUDENT SATISFACTION SURVEY: 20120-21 (Report of the online feedback)

S.No	SSS Questions	Students Responses in percentage				
		Excellent 85-100%	V. Good 70-84%	Good 55-69%	Average 30-54%	Poor Below 30%
1	How much of the syllabus was covered in the class?	75.2	18.74	4	1.03	1.14
2	How well did the teachers prepare for the classes?	77.26	19.66	2.29	0.57	0.23
3	How well were the teachers able to communicate?	83.89	8.91	3.66	2.63	0.91
4	The teacher's approach to teaching can best be described as	77.6	13.14	7.2	1.03	1.03
5	Fairness of the internal evaluation process by the teachers.	88.11	8.91	1.49	0.46	1.03
6	Was your performance in assignments discussed with you?	85.49	9.83	2.86	0.46	1.37
7	The institute takes active interest in promoting internship, student exchange, field visit opportunities for students.	89.14	4.69	3.54	0.69	1.94
8	The teaching and mentoring process in your institution facilitates you in cognitive, social and emotional growth	83.43	12.34	2.51	0.57	1.14
9	The institution provides multiple opportunities to learn and grow. -	83.43	12.34	2.51	0.57	1.14
10	Teachers inform you about your expected competencies, course outcomes and programme outcomes -	89.35	6.64	2.63	0.39	0.98
11	Your mentor does a necessary follow-up with an assigned task to you.-	88.91	7.89	1.71	0.34	1.14
12	The teachers illustrate the concepts through examples and applications. -	88.91	7.89	1.71	0.34	1.14
13	The teachers identify your strengths and encourage you with providing right level of challenges. -	88.91	7.89	1.71	0.34	1.14
14	Teachers are able to identify your weaknesses and help you to overcome them. -	88.91	7.89	1.71	0.34	1.14
15	The institution makes effort to engage students in the monitoring, review and continuous quality improvement of the teaching learning process.-	88.91	7.89	1.71	0.34	1.14
16	The institute/ teachers use student centric methods, such as experiential learning, participative learning and problem solving methodologies for enhancing learning experiences-	88.91	7.89	1.71	0.34	1.14
17	Teachers encourage you to participate in extracurricular activities.	88.91	7.89	1.71	0.34	1.14
18	Efforts are made by the institute/ teachers to inculcate soft skills, life skills and employability skills to make you ready for the world of work.	88.91	7.89	1.71	0.34	1.14
19	What percentage of teachers use ICT tools such as LCD projector, Multimedia, etc. while teaching..	88.91	7.89	1.71	0.34	1.14
20	The overall quality of teaching-learning process in your institute is very good.	88.91	7.89	1.71	0.34	1.14


 Principal
 Indira Gandhi Govt. P.G. College
 Vaishali Nagar, Bhilai

[index page](#)

Students Feedback Report

Academic Year*

Aut

▼

Class*

Aut

▼

Open

Q1 How much of the syllabus was covered in the class?

Options

Votes in (%)

No. of Votes

85 - 100 %

15.2%

171

70 - 84%

17.54%

178

55 - 69%

6.54%

41

40 - 54%

3.15%

18

Below 30%

0.88%

2

Q2 How well did the teachers prepare for the classes?

Options

Votes in (%)

No. of Votes

Thoroughly

17.24%

182

Satisfactorily

17.87%

183



Terribly
2.25%
23

Indifferently
1.46%
15

Won't teach at all
1.07%
11

03.How well were the teachers able to communicate?

Options

Votes in (%)

No. of Votes

Always effective
83.59%
856

Sometimes effective
8.11%
83

Just satisfactorily
3.91%
40

Generally ineffective
2.64%
27

Very poor communication
1.76%
18

04.The teacher's approach to teaching can best be described as

Options

Votes in (%)

No. of Votes

Excellent
78.03%
799

Very good
12.01%
123

Good
8.3%
85

Fair
0.88%
9


Principal
Indira Gandhi Govt. P.G. College
Vaishali Nagar, Bhilai

or

78%

8

05.Fairness of the internal evaluation process by the teachers.

Options

Votes in (%)

No. of Votes

Always fair

87.4%

895

Usually fair

8.2%

84

Sometimes unfair

3.22%

33

Usually unfair

0.39%

4

Unfair

0.78%

8

06. Was your performance in assignments discussed with you?

Options

Votes in (%)

No. of Votes

Every time

85.45%

875

Usually

8.11%

83

Occasionally/Sometimes

4.39%

45

Rarely

0.68%

7

Never

1.37%

14



Principal
Indira Gandhi Govt. P.G. College
Vaishali Nagar, Bhilai

07.The institute takes active interest in promoting internship, student exchange, field visit opportunities for students.

Options

Votes in (%)

No. of Votes

Regularly

88.87%

910

Often

4%

41

Sometimes

3.81%

39

Rarely

0.78%

8

Never

2.54%

26

08.The teaching and mentoring process in your institution facilitates you in cognitive, social and emotional growth

Options

Votes in (%)

No. of Votes

Significantly

83.4%

854

Very well

10.74%

110

Moderately

4.39%

45

Marginally

0.49%

5

Not at all

0.98%

10


 Principal
 Indira Gandhi Govt. P.G. College
 Vaishali Nagar, Bhilar

09.The institution provides multiple opportunities to learn and grow. -

Options

Votes in (%)

No. of Votes

Strongly agree

83.4%

854

Agree

10.74%

110

Neutral

4.39%

45

Disagree

0.49%

5

Strongly disagree

0.98%

10

10. Teachers inform you about your expected competencies, course outcomes and programme outcomes -

Options

Votes in (%)

No. of Votes

Every time

915

Usually

68

Occasionally/Sometimes

27

Rarely

4

Never

10

Principal
Indira Gandhi Govt. P.G. College
Vaishali Nagar, B.P.

11. Your mentor does a necessary follow-up with an assigned task to you.-

Options

Votes in (%)

No. of Votes

Every time

89.36%

922

Usually

6.64%

60

Occasionally/Sometimes

2.64%

33

Rarely

0.39%

6

I don't have a mentor

0.98%

3

12.The teachers illustrate the concepts through examples and applications. -

Options

Votes in (%)

No. of Votes

Every time

89.36%

923

Usually

6.64%

50

Occasionally/Sometimes

2.64%

34

Rarely

0.39%

13

Never

0.98%

4

13.The teachers identify your strengths and encourage you with providing right level of challenges. -

Options

Votes in (%)

No. of Votes

Fully

89.36%

918

Reasonably

6.64%

61

Principal
Indira Gandhi Govt. P.G. College
Vaishali Nagar, Bhilai

1:56 PM

partially
2.64%
24
Slightly
0.39%
12
Unable to
0.98%
9

14. Teachers are able to identify your weaknesses and help you to overcome them. -

Options

Votes in (%)

No. of Votes

Every time

89.36%

913

Usually

6.64%

50

Occasionally/Sometimes

2.64%

33

Rarely

0.39%

12

Never

0.98%

16

15. The institution makes effort to engage students in the monitoring, review and continuous quality improvement of the teaching learning process.-

Options

Votes in (%)

No. of Votes

Strongly agree

89.36%

880

Agree


6.64%

117

Neutral

2.64%

13


Principal
Indira Gandhi Govt. P.G. College
Vaishali Nagar, Bhilai

1:56 PM

Disagree

0.39%

Strongly disagree

0.98%

10

16.The institute/ teachers use student centric methods, such as experiential learning, participative learning and problem solving methodologies for enhancing learning experiences-

Options

Votes in (%)

No. of Votes

To a great extent

89.36%

921

Moderate

6.64%

75

Some what

2.64%

12

Very little

0.39%

8

Not at all

0.98%

8

17.Teachers encourage you to participate in extracurricular activities. -

Options

Votes in (%)

No. of Votes

Strongly agree

89.36%

880

Agree

6.64%

104

Neutral


2.64%

24

Disagree

0.39%

10


Principal
Indira Gandhi Govt. P.G. College
Vaishali Nagar, Bhilai

Strongly disagree

18. Efforts are made by the institute/ teachers to inculcate soft skills, life skills and employability skills to make you ready for the world of work.

Options

Votes in (%)

No. of Votes

To a great extent

89.36%

924

Moderate

6.64%

49

Some what

2.64%

30

Very little

0.39%

14

Not at all

0.98%

7

19. What percentage of teachers use ICT tools such as LCD projector, Multimedia, etc. while teaching..

Options

Votes in (%)

No. of Votes

Above 90%

89.36%

814

70 – 89%

6.64%

122

50 – 69%

2.64%

46

30 – 49%


0.39%

18

Below 29%

0.98%

24


Indira Gandhi Govt. P.G. College
Vaishali Nagar, Bhilai

The overall quality of teaching-learning process in your institute is very good.

Options

Votes in (%)

No. of Votes

Strongly agree

89.36%

842

Agree

6.64%

123

Neutral

2.64%

39

Disagree

0.39%

11

Strongly disagree

0.98%

9

© 2020 INDIRA GANDHI GOVT ARTS & COMMERCE COLLEGE, VAISHALI NAGAR, BHILAI, DIST - DURG, (C.G.), All Rights Reserved

Powered by : RAVI SOLUTIONS (<https://www.ravisolutions.com/>)

Indira Gandhi Govt Arts & Commerce College
Vaishali Nagar, Bhilai

National Assessment and Accreditation Council (NAAC)
Student Satisfaction Survey
Key Indicator - 2.7.1
Under Criterion II of Teaching – Learning and Evaluation

Guidelines for Students

NAAC (National Assessment and accreditation council) is conducting a Student Satisfaction Survey regarding Teaching – Learning and Evaluation, which will help to upgrade the quality in higher education. A student will have to respond to all the questions given in the following format with her/his sincere effort and thought. Her/his identity will not be revealed.

A) Please confirm this is the first and only time you answer this survey.

a) Yes b) No

B) Age: C) College Name:

D) Gender: a) Female b) Male c) Transgender

E) What degree program are you pursuing now?

a) Bachelor's b) Master's c) MPhil
d) Doctorate e) Other ()

F) What subject area are you currently pursuing?

a) Arts b) Commerce c) Science
d) Professional e) Other: ()

Instructions to fill the questionnaire

- All questions should be compulsorily attempted.
- Each question has five responses, choose the most appropriate one.
- The response to the qualitative question no. 21 is student's opportunity to give suggestions or improvements; she/he can also mention weaknesses of the institute here. (Kindly restrict your response to teaching learning process only)

Criterion II – Teaching Learning and Evaluation

Student Satisfaction Survey on Teaching Learning Process


Following are questions for online student satisfaction survey regarding teaching learning process.

1. How much of the syllabus was covered in the class?
 - 4 – 85 to 100%
 - 3 – 70 to 84%
 - 2 – 55 to 69%
 - 1 – 30 to 54%
 - 0 – Below 30%

2. How well did the teachers prepare for the classes?
 - 4 – Thoroughly
 - 3 – Satisfactorily
 - 2 – Poorly
 - 1 – Indifferently
 - 0 – Won't teach at all

3. How well were the teachers able to communicate?
 - 4 – Always effective
 - 3 – Sometimes effective
 - 2 – Just satisfactorily
 - 1 – Generally ineffective
 - 0 – Very poor communication

4. The teacher's approach to teaching can best be described as
 - 4 – Excellent
 - 3 – Very good
 - 2 – Good
 - 1 – Fair
 - 0 – Poor


Principal
Indira Gandhi Govt. P.G. College
Wazirpur, New Delhi

Student Satisfaction Survey 2018-19

5. Fairness of the internal evaluation process by the teachers.
- 4 – Always fair
 - 3 – Usually fair
 - 2 – Sometimes unfair
 - 1 – Usually unfair
 - 0– Unfair
6. Was your performance in assignments discussed with you?
- 4 – Every time
 - 3 – Usually
 - 2 – Occasionally/Sometimes
 - 1 – Rarely
 - 0– Never
7. The institute takes active interest in promoting internship, student exchange, field visit opportunities for students.
- 4 – Regularly
 - 3 – Often
 - 2 – Sometimes
 - 1 – Rarely
 - 0– Never
8. The teaching and mentoring process in your institution facilitates you in cognitive, social and emotional growth.
- 4 – Significantly
 - 3 – Very well
 - 2 – Moderately
 - 1 – Marginally
 - 0– Not at all
9. The institution provides multiple opportunities to learn and grow.
- 4 – Strongly agree
 - 3 – Agree
 - 2 – Neutral
 - 1 – Disagree
 - 0– Strongly disagree


Principal
Indira Gandhi Govt. P.G. College
Vaishali Nagar, Bhilai

Student Satisfaction Survey 2018-19

10. Teachers inform you about your expected competencies, course outcomes and programme outcomes.

- 4 – Every time
- 3 – Usually
- 2 – Occasionally/Sometimes
- 1 – Rarely
- 0 – Never

11. Your mentor does a necessary follow-up with an assigned task to you.

- 4 – Every time
- 3 – Usually
- 2 – Occasionally/Sometimes
- 1 – Rarely
- 0 – I don't have a mentor

12. The teachers illustrate the concepts through examples and applications.

- 4 – Every time
- 3 – Usually
- 2 – Occasionally/Sometimes
- 1 – Rarely
- 0 – Never

13. The teachers identify your strengths and encourage you with providing right level of challenges.

- 4 – Fully
- 3 – Reasonably
- 2 – Partially
- 1 – Slightly
- 0 – Unable to

14. Teachers are able to identify your weaknesses and help you to overcome them.

- 4 – Every time
- 3 – Usually
- 2 – Occasionally/Sometimes
- 1 – Rarely
- 0 – Never


Principal
Indira Gandhi Govt. P.G. College
Vaishali Nagar, Bhitla

Student Satisfaction Survey 2018-19

15. The institution makes effort to engage students in the monitoring, review and continuous quality improvement of the teaching learning process.

- 4 – Strongly agree
- 3 – Agree
- 2 – Neutral
- 1 – Disagree
- 0 – Strongly disagree

16. The institute/ teachers use student centric methods, such as experiential learning, participative learning and problem solving methodologies for enhancing learning experiences.

- 4 – To a great extent
- 3 – Moderate
- 2 – Some what
- 1 – Very little
- 0 – Not at all

17. Teachers encourage you to participate in extracurricular activities.


- 4 – Strongly agree
- 3 – Agree
- 2 – Neutral
- 1 – Disagree
- 0 – Strongly disagree

18. Efforts are made by the institute/ teachers to inculcate soft skills, life skills and employability skills to make you ready for the world of work.

- 4 – To a great extent
- 3 – Moderate
- 2 – Some what
- 1 – Very little
- 0 – Not at all

19. What percentage of teachers use ICT tools such as LCD projector, Multimedia, etc. while teaching.

- 4 – Above 90%
- 3 – 70 – 89%
- 2 – 50 – 69%
- 1 – 30 – 49%
- 0 – Below 29%


Principal
Indira Gandhi Cent. P.G. College
Aichhali Nagar, Bhub.

Student Satisfaction Survey 2018-19

20. The overall quality of teaching-learning process in your institute is very good.

4 – Strongly agree

3 – Agree

2 – Neutral

1 – Disagree

0 – Strongly disagree

21. Give three observation / suggestions to improve the overall teaching – learning experience in your institution.

a)

b)

c)


Principal
Indira Gandhi Govt. P.G. College
Vaishali Nagar, Bhilai